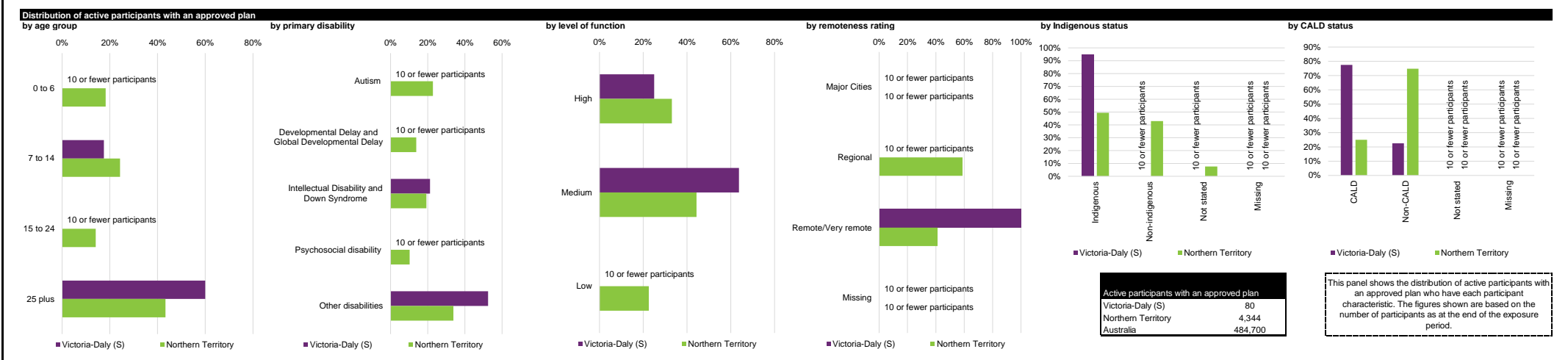
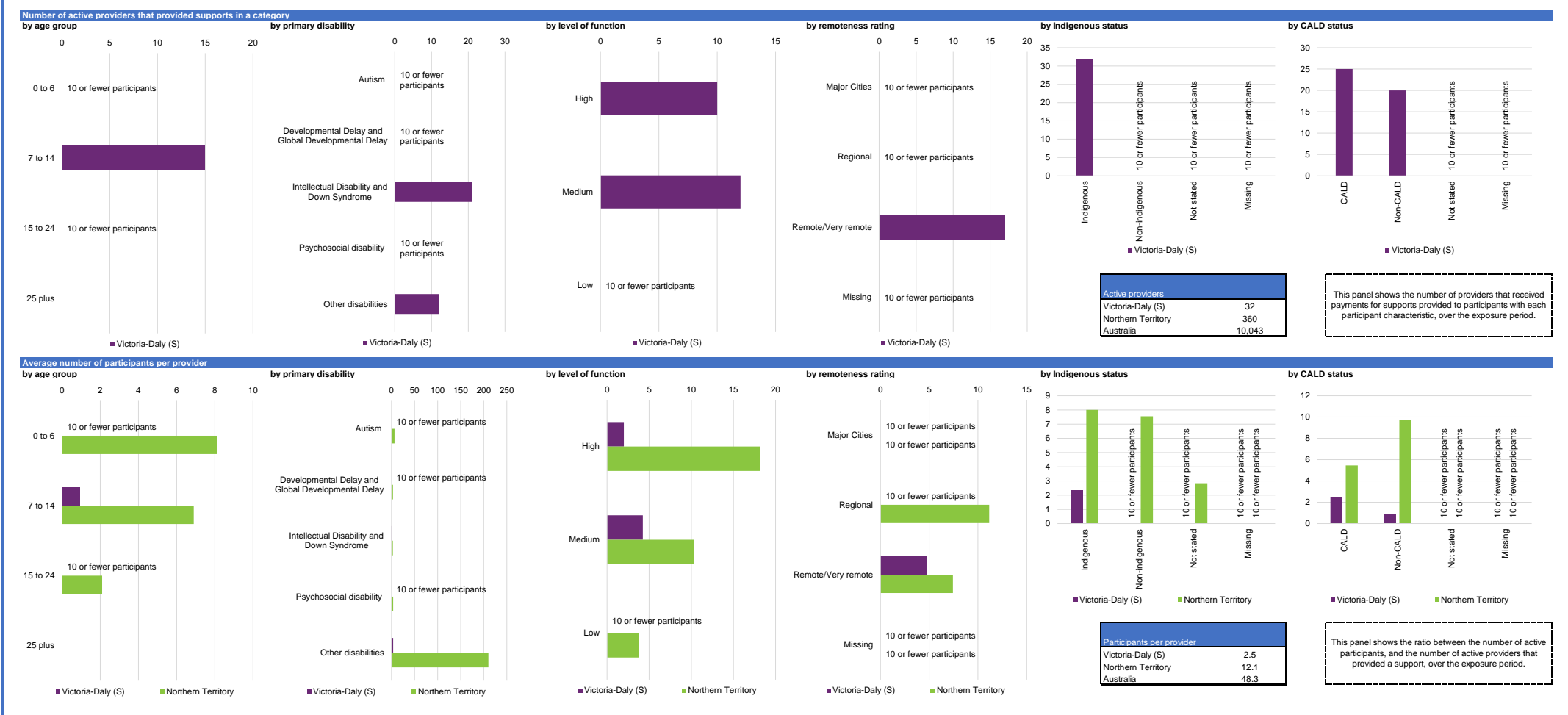


Participant profile

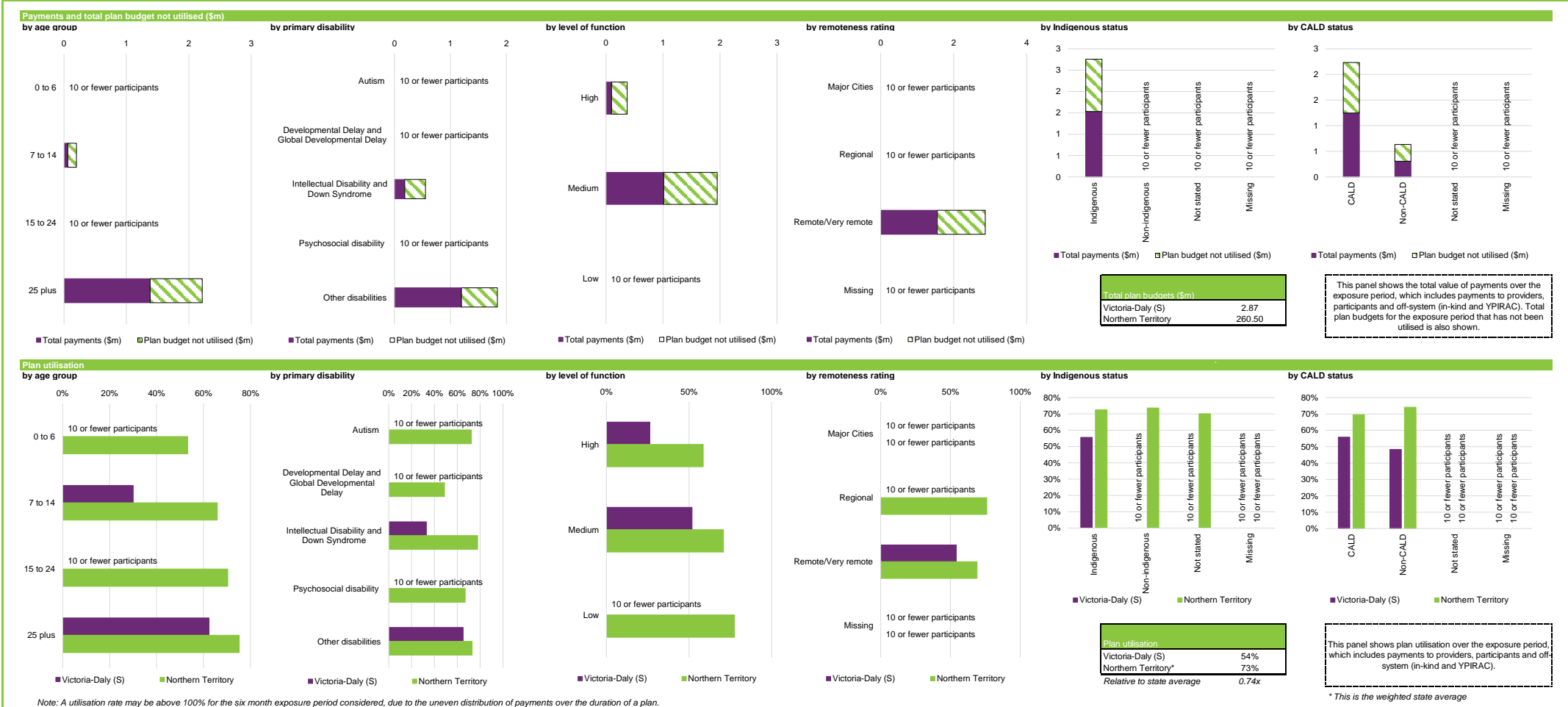
Please note that the data presented are based on only six months of data and not a full year.



Service provider indicators

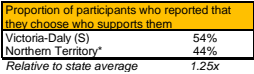


Plan utilisation



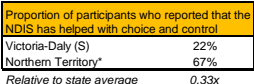
LGA: Victoria-Daly (S) | Support Category: All | All Participants

Outcomes indicator on choice and control



This panel shows the proportion of participants who reported in their most recent outcomes survey that they choose who supports them.

* This is the weighted state average



This panel shows the proportion of participants who reported in their most recent outcomes survey that the NDIS has helped with choice and control.

* This is the weighted state average

--	--

Note: Only the major support categories are shown.

Note: The Capacity Building total includes Health and Wellbeing, Home Living and Lifelong Learning although these support categories are not shown.

Note: A utilisation rate may be above 100% for the six month exposure period considered, due to the uneven distribution of payments over the duration of a plan.

In addition, the utilisation rate for core supports may be above 100% due to fungibility which refers to the ability of participants to use their funding flexibly between different support types, albeit within certain limitations.

Active participants

Active participants with approved plans	Number of active participants who have an approved plan and reside in the LGA / have supports relating to the support category in their plan.
Active providers	Number of providers that received payments for supports provided to participants within the LGA / support category, over the exposure period.
Participants per provider	Ratio between the number of active participants and the number of active providers.
Total plan budgets	Value of supports committed in participant plans for the exposure period.
Payments	Value of all payments over the exposure period, including payments to providers, payments to participants and off-system payments (in-kind and cash).
Utilisation	Ratio between payments and total plan budgets.
Outcomes indicator on choice and control	Proportion of participants who reported in their most recent outcomes survey that they choose who supports them.
Has the NDIS helped with choice and control?	Proportion of participants who reported in their most recent outcomes survey that the NDIS has helped with choice and control.